



# **SREEKRISHNAPURAM** **V.T. BHATTATHIRIPAD COLLEGE**

Aided and Affiliated to University of Calicut, NAAC Accredited with B+ Grade

Phone (Office) : 0466-2268285 | Email : principalvtbcollege@gmail.com



## **CRITERION - VI** **GOVERNANCE, LEADERSHIP AND MANAGEMENT**

### **6.5 Internal Quality Assurance System**



[www.vtb.ac.in](http://www.vtb.ac.in)



Mannampatta P.O., Palakkad – 678 633

# SREEKRISHNAPURAM V.T. BHATTATHIRIPAD COLLEGE



Aided and Affiliated to University of Calicut, NAAC Accredited with B+ Grade  
Phone (Office) : 0466-2268285 | Email : principalvtbcollege@gmail.com

**6.5.2. Internal Quality Assurance Cell (IQAC) has contributed significantly for institutionalizing the quality assurance strategies and processes.**

## Participation in NIRF


## INDEX


Sl. No.	Item	Page No.
1	NIRF Participation in College	4
2	NIRF Participation in Overall	8
3	NIRF Participation in Innovation	14



## NIRF Participation in College

Gallery | Sitemap | Contact | Archives

 National Institutional Ranking Framework  
Ministry of Education  
Government of India



HOME ABOUT NIRF PARAMETER DOCUMENTS RANKING NOTIFICATION/ADVT FAQs CONTACT

### India Rankings 2024: Participated Institutes College

Institution list in alphabetical order

Back

Show 100 entries Search: Sreekrishnapuram

Name	City	State
SREEKRISHNAPURAM V.T.BHATTATHIRIPPAD COLLEGE, MANNAMPATTA	Palakkad	Kerala

Showing 1 to 1 of 1 entries (filtered from 3,371 total entries) Previous 1 Next

Home About NIRF Parameters Documents Ranking Notification/Advt Contact

Copyright © 2023, National Institutional Ranking Framework (NIRF), MoE. All rights reserved.



# National Institutional Ranking Framework

Ministry of Education

Government of India

Welcome to Data Capturing System: COLLEGE

## Submitted Institute Data for NIRF'2024'

Institute Name: SREEKRISHNAPURAM V.T.BHATTATHIRIPPAD COLLEGE, MANNAMPATTA [IR-C-C-8004]

### Sanctioned (Approved) Intake

Academic Year	2022-23	2021-22	2020-21	2019-20	2018-19	2017-18
UG [3 Years Program(s)]	310	310	310	-	-	-
PG [2 Year Program(s)]	65	65	-	-	-	-

### Total Actual Student Strength (Program(s) Offered by Your Institution)

(All programs of all years)	No. of Male Students	No. of Female Students	Total Students	Within State (Including male & female)	Outside State (Including male & female)	Outside Country (Including male & female)	Economically Backward (Including male & female)	Socially Challenged (SC+ST+OBC Including male & female)	No. of students receiving full tuition fee reimbursement from the State and Central Government	No. of students receiving full tuition fee reimbursement from Institution Funds	No. of students receiving full tuition fee reimbursement from the Private Bodies	No. of students who are not receiving full tuition fee reimbursement
UG [3 Years Program(s)]	270	620	890	890	0	0	127	295	380	3	2	37
PG [2 Year Program(s)]	14	92	106	106	0	0	28	12	35	1	1	3

### Placement & Higher Studies

#### UG [3 Years Program(s)]: Placement & higher studies for previous 3 years

Academic Year	No. of first year students intake in the year	No. of first year students admitted in the year	Academic Year	No. of students graduating in minimum stipulated time	No. of students placed	Median salary of placed graduates(Amount in Rs.)	No. of students selected for Higher Studies
2018-19	275	265	2020-21	185	28	180000(One Lakh Eighty Thousand)	102
2019-20	275	271	2021-22	191	29	180000(One Lakh Eighty Thousand)	105
2020-21	310	290	2022-23	194	34	200000(Two Lakh Only)	128

#### PG [2 Years Program(s)]: Placement & higher studies for previous 3 years

Academic Year	No. of first year students intake in the year	No. of first year students admitted in the year	Academic Year	No. of students graduating in minimum stipulated time	No. of students placed	Median salary of placed graduates(Amount in Rs.)	No. of students selected for Higher Studies
2019-20	34	31	2020-21	31	21	250000(Two Lakh Fifty Thousand)	2
2020-21	43	30	2021-22	26	20	250000(Two Lakh Fifty Thousand)	2

2021-22	65	37	2022-23	35	24	300000(Three Lakh Only)	2
---------	----	----	---------	----	----	-------------------------	---

**Financial Resources: Utilised Amount for the Capital expenditure for previous 3 years**


Academic Year	2022-23	2021-22	2020-21
	Utilised Amount	Utilised Amount	Utilised Amount
<b>Annual Capital Expenditure on Academic Activities and Resources (excluding expenditure on buildings)</b>			
Library	34140 (Thirty Four Thousand One Hundred and forty)	9475 (nine thousand four hundred and seventy five only)	27468 (twenty seven thousand four hundred and sixty eight only)
New Equipment for Laboratories	498000 (Four Lakh Ninty Eighty Thousand)	250000 (Two Lakh Fifty Thousand )	75000 (Seventy Five Thousand )
Other expenditure on creation of Capital Assets (excluding expenditure on Land and Building)	49140 (Forty Nine Thousand One Hundred and forty)	50000 (Fifty Thousand )	50000 (Fifty Thousand )

**Financial Resources: Utilised Amount for the Operational expenditure for previous 3 years**

Academic Year	2022-23	2021-22	2020-21
	Utilised Amount	Utilised Amount	Utilised Amount
<b>Annual Operational Expenditure</b>			
Salaries (Teaching and Non Teaching staff)	42970076 (Four Crore Twenty Nine Lakh Seventy Thousand and Seventy Six)	29096228 (two crore ninety lakh ninety six thousand two hundred and twenty eight only )	18942745 (one crore EightyNine lakh Fourty Two Thousand Seven Hundred and Forty Five)
Maintenance of Academic Infrastructure or consumables and other running expenditures(excluding maintenance of hostels and allied services,rent of the building, depreciation cost, etc)	50000 (Fifty Thousand Only)	50000 (Fifty thousand)	50000 (Fifty thousand)
Seminars/Conferences/Workshops	100000 (one Lakh Only)	100000 (one lakh only)	80000 (Eighty thousand)

**PCS Facilities: Facilities of physically challenged students**

1. Do your institution buildings have Lifts/Ramps?	Yes, more than 40% of the buildings
2. Do your institution have provision for walking aids, including wheelchairs and transportation from one building to another for handicapped students?	Yes
3. Do your institution buildings have specially designed toilets for handicapped students?	Yes, more than 40% of the buildings



**Accreditation**


**NAAC Accreditation**

1. Does your institute have a valid NAAC Accreditation?	NO
---	----

**Faculty Details**


Srno	Name	Age	Designation	Gender	Qualification	Experience (In Months)	Currently working with institution?	Joining Date	Leaving Date	Association type
1	JAYAN ERANCHERI ILLAM	56	Dean / Principal / Director / Vice Chancellor	Male	Ph.D	50	Yes	22-02-1991	--	Regular
2	HARIDAS P	56	Associate Professor	Male	M. Phil	324	Yes	01-10-1996	--	Regular


3	SARITHA NAMBOODIRI	55	Associate Professor	Female	Ph.D	324	Yes	07-10-1996	--	Regular
4	ASISH	42	Assistant Professor	Male	Ph.D	192	Yes	20-11-2017	--	Regular
5	BHAVYA P V	39	Assistant Professor	Female	NET	120	Yes	07-03-2013	--	Regular
6	BINDU T	43	Assistant Professor	Female	NET	144	Yes	14-03-2011	--	Regular
7	DIVYA C	32	Assistant Professor	Female	NET	26	Yes	25-10-2021	--	Regular
8	DR K GEETHA	50	Assistant Professor	Female	Ph.D	156	Yes	12-10-2011	--	Regular
9	DR K R SANDEEP NARAYAN	43	Assistant Professor	Male	Ph.D	221	Yes	14-03-2016	--	Regular
10	DR REMYA S	38	Assistant Professor	Female	Ph.D	141	Yes	25-10-2021	--	Regular
11	DR VINITHA A S	44	Assistant Professor	Female	Ph.D	208	Yes	25-10-2021	--	Regular
12	DR VIVEK S A	43	Assistant Professor	Male	Ph.D	206	Yes	25-10-2021	--	Regular
13	G S ARAVIND	35	Assistant Professor	Male	Ph.D	110	Yes	01-06-2017	--	Regular
14	KAMAL RAJ MOHAN	44	Assistant Professor	Male	NET	156	Yes	20-11-2017	--	Regular
15	MADHAVA SADASIVAN P	36	Assistant Professor	Male	NET	112	Yes	25-10-2021	--	Regular
16	MINI K	42	Assistant Professor	Female	NET	87	Yes	07-01-2019	--	Regular
17	Dr PARVATHY K P	48	Assistant Professor	Female	Ph.D	276	Yes	04-09-2012	--	Regular
18	RASHMI M P	44	Assistant Professor	Female	NET	141	Yes	02-11-2011	--	Regular
19	RATHI K N	45	Assistant Professor	Female	NET	138	Yes	30-10-2013	--	Regular
20	SADEEP K	40	Assistant Professor	Male	Ph.D	176	Yes	14-03-2014	--	Regular
21	SATHYABHAMA N	48	Assistant Professor	Female	NET	109	Yes	12-01-2015	--	Regular
22	SATHYAVATHI M	38	Assistant Professor	Female	NET	130	Yes	13-09-2012	--	Regular
23	SINU M	35	Assistant Professor	Female	NET	21	Yes	25-10-2021	--	Regular
24	SRUTHI P A	37	Assistant Professor	Female	Ph.D	108	Yes	20-11-2017	--	Regular
25	SUBHA I N	43	Assistant Professor	Female	NET	124	Yes	07-03-2013	--	Regular
26	VIJAYALAKSHMI K K	40	Assistant Professor	Female	NET	148	Yes	14-03-2011	--	Regular
27	VIJAYASREE K V	42	Assistant Professor	Female	Ph.D	130	Yes	13-09-2012	--	Regular



## NIRF Participation in Overall

Gallery | Sitemap | Contact | Archives

 **National Institutional Ranking Framework**  
Ministry of Education  
Government of India



HOME ABOUT NIRF PARAMETER DOCUMENTS RANKING NOTIFICATION/ADVT FAQs CONTACT

### India Rankings 2024: Participated Institutes Overall

Institution list in alphabetical order

Show 100 entries

Search: Sreekrishnapuram

Name	City	State
SREEKRISHNAPURAM V.T.BHATTATHIRIPPAD COLLEGE, MANNAMPATTA	Palakkad	Kerala

Showing 1 to 1 of 1 entries (filtered from 2,781 total entries)

Previous 1 Next

Home About NIRF Parameters Documents Ranking Notification/Advt Contact

Copyright © 2023, National Institutional Ranking Framework (NIRF), MoE. All rights reserved.





# National Institutional Ranking Framework

Ministry of Education

Government of India

Welcome to Data Capturing System: OVERALL

## Submitted Institute Data for NIRF'2024'

Institute Name: SREEKRISHNAPURAM V.T.BHATTATHIRIPPAD COLLEGE, MANNAMPATTA [IR-O-C-8004]

### Sanctioned (Approved) Intake

Academic Year	2022-23	2021-22	2020-21	2019-20	2018-19	2017-18
UG [3 Years Program(s)]	310	310	310	-	-	-
PG [2 Year Program(s)]	65	65	-	-	-	-

### Total Actual Student Strength (Program(s) Offered by Your Institution)

(All programs of all years)	No. of Male Students	No. of Female Students	Total Students	Within State (Including male & female)	Outside State (Including male & female)	Outside Country (Including male & female)	Economically Backward (Including male & female)	Socially Challenged (SC+ST+OBC Including male & female)	No. of students receiving full tuition fee reimbursement from the State and Central Government	No. of students receiving full tuition fee reimbursement from Institution Funds	No. of students receiving full tuition fee reimbursement from the Private Bodies	No. of students who are not receiving full tuition fee reimbursement
UG [3 Years Program(s)]	270	620	890	890	0	0	127	295	380	3	2	37
PG [2 Year Program(s)]	14	92	106	106	0	0	28	12	35	1	1	3

### Placement & Higher Studies

#### UG [3 Years Program(s)]: Placement & higher studies for previous 3 years

Academic Year	No. of first year students intake in the year	No. of first year students admitted in the year	Academic Year	No. of students admitted through Lateral entry	Academic Year	No. of students graduating in minimum stipulated time	No. of students placed	Median salary of placed graduates(Amount in Rs.)	No. of students selected for Higher Studies
2018-19	275	265	2019-20	0	2020-21	185	28	180000(One Lakh Eighty Thousand)	102
2019-20	275	271	2020-21	0	2021-22	191	29	180000(One Lakh Eighty Thousand)	105
2020-21	310	290	2021-22	0	2022-23	194	34	200000(Two Lakh Only)	128

#### PG [2 Years Program(s)]: Placement & higher studies for previous 3 years

Academic Year	No. of first year students intake in the year	No. of first year students admitted in the year	Academic Year	No. of students graduating in minimum stipulated time	No. of students placed	Median salary of placed graduates(Amount in Rs.)	No. of students selected for Higher Studies
2019-20	34	31	2020-21	31	21	250000(Two Lakh Fifty Thousand)	2
2020-21	43	30	2021-22	26	20	250000(Two Lakh Fifty Thousand)	2

2021-22	65	37	2022-23	35	24	300000(Three Lakh Only)	2
---------	----	----	---------	----	----	-------------------------	---

#### Ph.D Student Details

<b>Ph.D (Student pursuing doctoral program till 2022-23 Students admitted in the academic year 2023-24 should not be entered here.)</b>			
		<b>Total Students</b>	
Full Time	0		
Part Time	0		
<b>No. of Ph.D students graduated (including Integrated Ph.D)</b>			
	<b>2022-23</b>	<b>2021-22</b>	<b>2020-21</b>
Full Time	0	0	0
Part Time	0	0	0
<b>PG (Student pursuing MD/MS/DNB program till 2022-23 Students admitted in the academic year 2023-24 should not be entered here)</b>			
<b>Number of students pursuing PG (MD/MS/DNB) program</b>			<b>0</b>
<b>No. of students Graduating in PG (MD/MS/DNB) program</b>			
<b>2022-23</b>	<b>2021-22</b>	<b>2020-21</b>	
0	0	0	

#### Online Education

Portal Name	No. of students offered online courses which have credit transferred to transcript	Total no. of online courses which have credit transferred to the transcript	Total no. of credits transferred to transcript
Swayam	0	0	0
5. No. of courses developed and available online on Swayam platform by your institution faculty		0	

#### Financial Resources: Utilised Amount for the Capital expenditure for previous 3 years

Academic Year	2022-23	2021-22	2020-21
	Utilised Amount	Utilised Amount	Utilised Amount
<b>Annual Capital Expenditure on Academic Activities and Resources (excluding expenditure on buildings)</b>			
Library	34140 (Thirty Four Thousand One Hundred and forty)	9475 (Nine Thousand Four hundred and Seventy Five)	27468 (Twenty Seven Thousand Four Hundred and Sixty Eight)
New Equipment for Laboratories	498000 (Four Lakh Ninty Eighty Thousand)	250000 (Two Lakh Fifty Thousand)	75000 (Seventy Five Thousand)
Engineering Workshops	0 (Zero)	0 (Zero)	0 (Zero)
Studios	0 (Zero)	0 (Zero)	0 (Zero)
Other expenditure on creation of Capital Assets (excluding expenditure on Land and Building)	49140 (Forty Nine Thousand One Hundred and Forty)	50000 (Fifty Thousand)	50000 (Fifty Thousand)

#### Financial Resources: Utilised Amount for the Operational expenditure for previous 3 years

Academic Year	2022-23	2021-22	2020-21
	<b>1</b>		



	Utilised Amount	Utilised Amount	Utilised Amount
<b>Annual Operational Expenditure</b>			
Salaries (Teaching and Non Teaching staff)	42970076 (Four Crore Twenty Nine Lakh Seventy Thousand and Seventy Six)	29096228 (Two Crore Ninety Lakh Ninety Six Thousand Two Hundred and Twenty Eight )	18942745 (One Crore Eighty Nine Lakh Forty Two Thousand Seven Hundred and Forty Five)
Maintenance of Academic Infrastructure or consumables and other running expenditures(excluding maintenance of hostels and allied services,rent of the building, depreciation cost, etc)	50000 (Fifty Thousand Only)	50000 (Fifty Thousand)	50000 (Fifty Thousand)
Seminars/Conferences/Workshops	100000 (One Lakh Only)	100000 (One Lakh)	80000 (Eighty Thousand)

#### IPR

Calendar year	2022	2021	2020
No. of Patents Published	0	0	0
No. of Patents Granted	0	0	0

#### Sponsored Research Details

Financial Year	2022-23	2021-22	2020-21
Total no. of Sponsored Projects	0	0	1
Total no. of Funding Agencies	0	0	1
Total Amount Received (Amount in Rupees)	0	0	3250000
Amount Received in Words	Zero	Zero	Thirty Two Lakh Fifty Thousand

#### Consultancy Project Details

Financial Year	2022-23	2021-22	2020-21
Total no. of Consultancy Projects	0	0	0
Total no. of Client Organizations	0	0	0
Total Amount Received (Amount in Rupees)	0	0	0
Amount Received in Words	Zero	Zero	Zero

#### Executive Development Program/Management Development Programs

Financial Year	2022-23	2021-22	2020-21
Total no. of Executive Development Programs/ Management Development Programs	0	0	0
Total no. of Participants	0	0	0
Total Annual Earnings (Amount in Rupees)(Excluding Lodging & Boarding Charges)	0	0	0
Total Annual Earnings in Words	Zero	Zero	Zero

#### PCS Facilities: Facilities of physically challenged students

1. Do your institution buildings have Lifts/Ramps?	11 Yes, more than 40% of the buildings
--	--



2. Do your institution have provision for walking aids, including wheelchairs and transportation from one building to another for handicapped students?	Yes
3. Do your institution buildings have specially designed toilets for handicapped students?	Yes, more than 40% of the buildings


## Accreditation

### NAAC Accreditation

1. Does your institute have a valid NAAC Accreditation?	NO
---	----

### Faculty Details

Srno	Name	Age	Designation	Gender	Qualification	Experience (In Months)	Currently working with institution?	Joining Date	Leaving Date	Association type
1	DR K R SANDEEP NARAYAN	43	Assistant Professor	Male	Ph.D	221	Yes	14-03-2016	--	Regular
2	JAYAN ERANCHERI ILLAM	56	Dean / Principal / Director / Vice Chancellor	Male	Ph.D	50	Yes	22-02-1991	--	Regular
3	SARITHA NAMBOODIRI	55	Associate Professor	Female	Ph.D	324	Yes	07-10-1996	--	Regular
4	VIJAYASREE K V	42	Assistant Professor	Female	Ph.D	130	Yes	13-09-2012	--	Regular
5	Dr PARVATHY K P	48	Assistant Professor	Female	Ph.D	276	Yes	04-09-2012	--	Regular
6	KAMAL RAJ MOHAN	44	Assistant Professor	Male	NET	156	Yes	20-11-2017	--	Regular
7	SATHYABHAMA N	48	Assistant Professor	Female	NET	109	Yes	12-01-2015	--	Regular
8	BINDU T	43	Assistant Professor	Female	NET	144	Yes	14-03-2011	--	Regular
9	DR VIVEK S A	43	Assistant Professor	Male	Ph.D	206	Yes	25-10-2021	--	Regular
10	RASHMI M P	44	Assistant Professor	Female	NET	141	Yes	02-11-2011	--	Regular
11	SRUTHI P A	37	Assistant Professor	Female	Ph.D	108	Yes	20-11-2017	--	Regular
12	BHAVYA P V	39	Assistant Professor	Female	NET	120	Yes	07-03-2013	--	Regular
13	DR VINITHA A S	44	Assistant Professor	Female	Ph.D	208	Yes	25-10-2021	--	Regular
14	MINI K	42	Assistant Professor	Female	NET	87	Yes	07-01-2019	--	Regular
15	SINU M	35	Assistant Professor	Female	NET	21	Yes	25-10-2021	--	Regular
16	ASISH	42	Assistant Professor	Male	Ph.D	192	Yes	20-11-2017	--	Regular
17	DR REMYA S	38	Assistant Professor	Female	Ph.D	141	Yes	25-10-2021	--	Regular
18	MADHAVA SADASIVAN P	36	Assistant Professor	Male	NET	112	Yes	25-10-2021	--	Regular
19	SATHYAVATHI M	38	Assistant Professor	Female	NET	130	Yes	13-09-2012	--	Regular
20	DIVYA C	32	Assistant Professor	Female	NET	26	Yes	25-10-2021	--	Regular
21	G S ARAVIND	35	Assistant Professor	Male	Ph.D	110	Yes	01-06-2017	--	Regular





22	RATHI K N	45	Assistant Professor	Female	NET	138	Yes	30-10-2013	--	Regular
23	SUBHA I N	43	Assistant Professor	Female	NET	124	Yes	07-03-2013	--	Regular
24	DR K GEETHA	50	Assistant Professor	Female	Ph.D	156	Yes	12-10-2011	--	Regular
25	HARIDAS P	56	Associate Professor	Male	M. Phil	324	Yes	01-10-1996	--	Regular
26	SADEEP K	40	Assistant Professor	Male	Ph.D	176	Yes	14-03-2014	--	Regular
27	VIJAYALAKSHMI K K	40	Assistant Professor	Female	NET	148	Yes	14-03-2011	--	Regular



## NIRF Participation in Innovation

Gallery | Sitemap | Contact | Archives

 **National Institutional Ranking Framework**  
Ministry of Education  
Government of India



HOME ABOUT NIRF PARAMETER DOCUMENTS RANKING NOTIFICATION/ADVT FAQS CONTACT

### India Rankings 2024: Participated Institutes Innovation

Institution list in alphabetical order [Back](#)

Show 100 entries Search: Sreekrishnapuram

Name	City	State
SREEKRISHNAPURAM V.T.BHATTATHIRIPPAD COLLEGE, MANNAMPATTA	Palakkad	Kerala

Showing 1 to 1 of 1 entries (filtered from 808 total entries) Previous 1 Next

Home | About NIRF | Parameters | Documents | Ranking | Notification/Advt | Contact

Copyright © 2023, National Institutional Ranking Framework (NIRF), MoE. All rights reserved.

# National Institutional Ranking Framework

Ministry of Education

Government of India

Welcome to Data Capturing System: INNOVATION

## Submitted Institute Data for NIRF'2024'

Institute Name: SREEKRISHNAPURAM V.T.BHATTATHIRIPPA COLLEGE, MANNAMPATTA [IR-I-C-8004]

### Sanctioned (Approved) Intake

Academic Year	2022-23	2021-22	2020-21	2019-20	2018-19	2017-18
UG [3 Years Program(s)]	310	310	310	-	-	-
PG [2 Year Program(s)]	65	65	-	-	-	-

### Total Actual Student Strength (Program(s) Offered by Your Institution)

(All programs of all years)	No. of Male Students	No. of Female Students	Total Students	Within State (Including male & female)	Outside State (Including male & female)	Outside Country (Including male & female)	Economically Backward (Including male & female)	Socially Challenged (SC+ST+OBC Including male & female)	No. of students receiving full tuition fee reimbursement from the State and Central Government	No. of students receiving full tuition fee reimbursement from Institution Funds	No. of students receiving full tuition fee reimbursement from the Private Bodies	No. of students who are not receiving full tuition fee reimbursement
UG [3 Years Program(s)]	270	620	890	890	0	0	127	295	380	3	2	37
PG [2 Year Program(s)]	14	92	106	106	0	0	28	12	35	1	1	3

### Start up recognized by DPIIT/startup India

Name of Venture	Year of recognition by DPIIT/startup India	DPIIT/Start up India Registration No.
NA	2022-23	NA

### Startups which have got VC investment in previous 3/5 years

Name of startups	Amount received	Organisation Name	Year of receiving VC investment
NA	0	NA	2022-23

### FDI investment in previous 3/5 years

Name of startups	FDI investment received	Year of receiving FDI investment
NA	0	2022-23

### Innovation grant received from govt. organization in previous 3/5 years

Name of Government organisation from which grant is received	Amount of Grant received	Year of receiving grant
NA	0	2022-23

### Patents

Calendar year	2022	2021	2020
	1		



No. of Patents Published	0	0	0
No. of Patents Granted	0	0	0

#### Innovations at various stages of Technology Readiness Level

Number of innovations	Stage of technology
Utensils using Coconut Shell	Level 1
Virtual Learning Software	Level 1

#### Ventures/startups grown to turnover of 50 lacs

Name of startups	Company's Turnover	Financial Year
NA	0	2022-23

#### Alumni that are Founders of Forbes/Fortune 500 companies

Name of the Alumni	Program passed from	Year of passing	Founder of company
NA	NA	0	NA

#### Pre-incubation:expenditure/income

Financial Year	2022-23	2021-22	2020-21
Number of Pre-incubation units	0	0	0
Expenditure on pre-incubation activities	0	0	0
Income generated by institution through pre-incubation activities	0	0	0

#### Incubation:expenditure/income

Financial Year	2022-23	2021-22	2020-21
Number of Incubation units	0	0	0
Expenditure on Incubation activities	0	0	0
Income generated by institution through Incubation activities	0	0	0

#### FDP

Academic year	Title of Course	FDP Sponsored /Supported by	Certificate Program Offering Department/Centre/ Unit Name	Program Start Date	Program End Date
2022-23	Innovation in Business	Sree Sankara Trust	Management Studies	2022-07-18	2022-08-02


#### Academic Courses in Innovation, Entrepreneurship and IPR

Academic year	Title of Course	Course Code	Type of Course	Level of Course(UG/PG/PhD)	Course Offering Department/Centre/ UnitName	Total Credit Score
2022-23	Entrepreneurship Development	BBA4A13	Core Course 16	UG	Management Studies	4



**Faculty Details**

Srno	Name	Age	Designation	Gender	Qualification	Experience (In Months)	Currently working with institution?	Joining Date	Leaving Date	Association type
1	Dr PARVATHY K P	48	Assistant Professor	Female	Ph.D	276	Yes	04-09-2012	--	Regular
2	KAMAL RAJ MOHAN	44	Assistant Professor	Male	NET	156	Yes	20-11-2017	--	Regular
3	SATHYABHAMA N	48	Assistant Professor	Female	NET	109	Yes	12-01-2015	--	Regular
4	DIVYA C	32	Assistant Professor	Female	NET	26	Yes	25-10-2021	--	Regular
5	G S ARAVIND	35	Assistant Professor	Male	Ph.D	110	Yes	01-06-2017	--	Regular
6	RATHI K N	45	Assistant Professor	Female	NET	138	Yes	30-10-2013	--	Regular
7	SUBHA I N	43	Assistant Professor	Female	NET	124	Yes	07-03-2013	--	Regular
8	BINDU T	43	Assistant Professor	Female	NET	144	Yes	14-03-2011	--	Regular
9	DR VIVEK S A	43	Assistant Professor	Male	Ph.D	206	Yes	25-10-2021	--	Regular
10	RASHMI M P	44	Assistant Professor	Female	NET	141	Yes	02-11-2011	--	Regular
11	SRUTHI P A	37	Assistant Professor	Female	Ph.D	108	Yes	20-11-2017	--	Regular
12	DR K GEETHA	50	Assistant Professor	Female	Ph.D	156	Yes	12-10-2011	--	Regular
13	HARIDAS P	56	Associate Professor	Male	M. Phil	324	Yes	01-10-1996	--	Regular
14	SADEEP K	40	Assistant Professor	Male	Ph.D	176	Yes	14-03-2014	--	Regular
15	VIJAYALAKSHMI K K	40	Assistant Professor	Female	NET	148	Yes	14-03-2011	--	Regular
16	BHAVYA P V	39	Assistant Professor	Female	NET	120	Yes	07-03-2013	--	Regular
17	DR VINITHA A S	44	Assistant Professor	Female	Ph.D	208	Yes	25-10-2021	--	Regular
18	MINI K	42	Assistant Professor	Female	NET	87	Yes	07-01-2019	--	Regular
19	SINU M	35	Assistant Professor	Female	NET	21	Yes	25-10-2021	--	Regular
20	ASISH	42	Assistant Professor	Male	Ph.D	192	Yes	20-11-2017	--	Regular
21	DR REMYA S	38	Assistant Professor	Female	Ph.D	141	Yes	25-10-2021	--	Regular
22	MADHAVA SADASIVAN P	36	Assistant Professor	Male	NET	112	Yes	25-10-2021	--	Regular
23	SATHYAVATHI M	38	Assistant Professor	Female	NET	130	Yes	13-09-2012	--	Regular
24	DR K R SANDEEP NARAYAN	43	Assistant Professor	Male	Ph.D	221	Yes	14-03-2016	--	Regular
25	JAYAN ERANCHERILLAM	56	Dean / Principal / Director / Vice Chancellor	Male	Ph.D	50	Yes	22-02-1991	--	Regular
26	Mannaampatta Nambodiri Palakkad Dist.	55	Associate Professor	Female	Ph.D	324	Yes	07-10-1996	--	Regular
27	VIJAYASREE K	42	Assistant Professor	Female	Ph.D	130	Yes	13-09-2012	--	Regular

  
**PRINCIPAL**  
 Sreekrishnapuram VT Bhattathiripad College  
 Mannaampatta, Palakkad - 678633

